

California Department of Education School Accountability Report Card Reported Using Data from the 2013-14 School Year

Published During 2014-15

Every school in California is required by state law to publish a School Accountability Report Card (SARC), by February 1 of each year. The SARC contains information about the condition and performance of each California public school. Under the Local Control Funding Formula (LCFF) all local educational agencies (LEAs) are required to prepare a Local Control Accountability Plan (LCAP), which describes how they intend to meet annual school-specific goals for all pupils, with specific activities to address state and local priorities. Additionally, data reported in an LCAP is to be consistent with data reported in the SARC.

- For more information about SARC requirements, see the California Department of Education (CDE) SARC Web page at <http://www.cde.ca.gov/ta/ac/sa/>.
- View this SARC online at the school and/or LEA Web sites.
- For more information about the LCFF or LCAP, see the CDE LCFF Web page at <http://www.cde.ca.gov/fg/aa/lc/>.
- For additional information about the school, parents and community members should contact the school principal or the district office.



Pamela Brambila, Principal

Principal, Laguna Elementary

About Our School

Laguna School is located in the beautiful ranch lands of western Petaluma. Built in 1906, Laguna School maintains the historic flavor of a one-room schoolhouse yet today offers a unique school experience in two refurbished multi-aged classrooms which serve students kindergarten through sixth grade.

The Laguna Joint School District is dedicated to providing a comprehensive education, encouraging all students to develop to their fullest potential so they may lead meaningful lives and become productive citizens of a diverse society.

Contact

2657 Chileno Valley Rd.
Petaluma, CA
94952-9428

Phone: 707-762-6051
E-mail: pbrambila@marinschools.org



About This School

Contact Information - Most Recent Year

School	
School Name	Laguna Elementary
Street	2657 Chileno Valley Rd.
City, State, Zip	Petaluma, Ca, 94952-9428
Phone Number	707-762-6051
Principal	Pamela Brambila, Principal
E-mail Address	pbrambila@marinschools.org
Web Site	www.lagunaschool.org
County-District-School (CDS) Code	21653426024327

District	
District Name	Laguna Joint Elementary
Phone Number	(707) 762-6051
Web Site	www.lagunaschool.org
Superintendent First Name	Luke
Superintendent Last Name	McCann
E-mail Address	lmccann@marin.k12.ca.us

Last updated: 1/28/2015

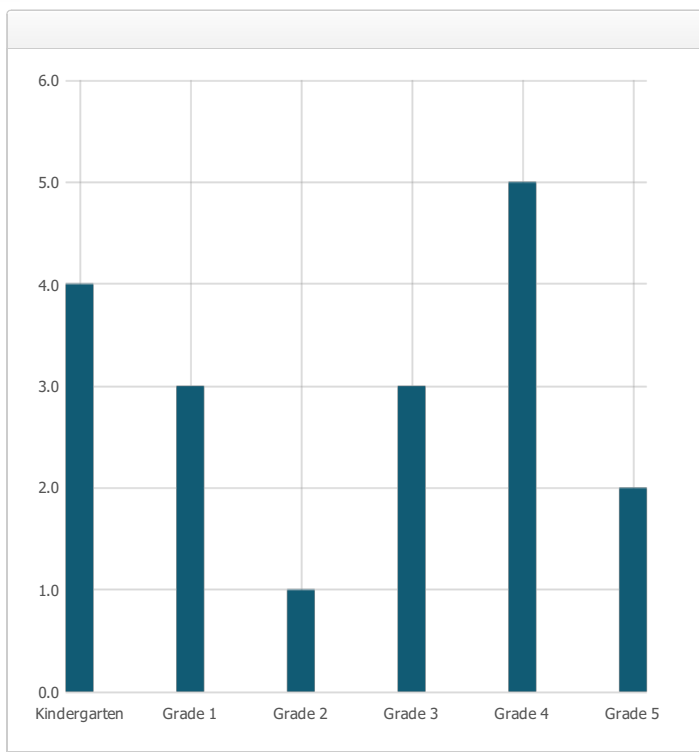
School Description and Mission Statement (Most Recent Year)

While Laguna School appears to be a school right out of the history books, what is happening inside our doors is quite exciting. We provide our students with a well-balanced program, rich in technology, academic rigor, hands on science labs, art and music. Students in grades 3-6 have their own iPads, as well as a computer lab equipped with 3 iMacs and 6 Dell computers. The younger students have access to an iMac and three PC computers. Technology is integrated throughout the curriculum. We continue to balance high quality education with nurturing the whole child. It is truly a unique educational experience.

Last updated: 1/28/2015

Student Enrollment by Grade Level (School Year 2013-14)

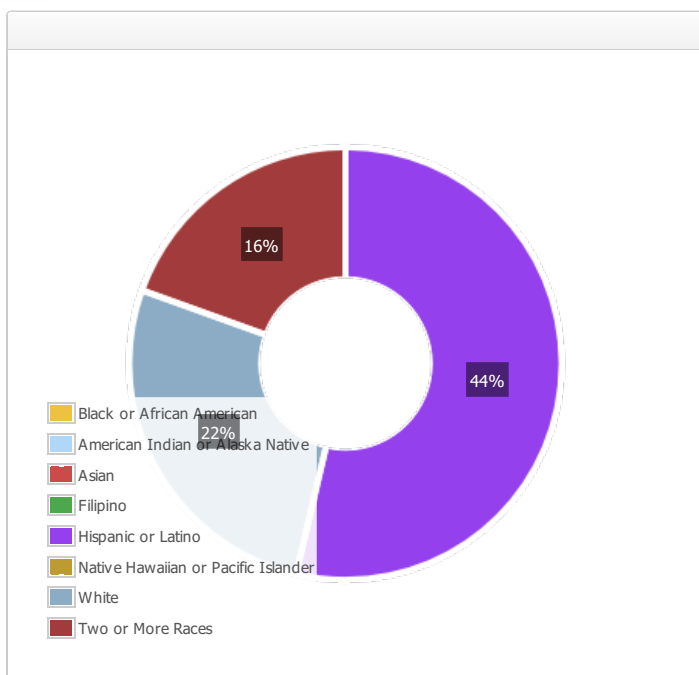
Grade Level	Number of Students
Kindergarten	4
Grade 1	3
Grade 2	1
Grade 3	3
Grade 4	5
Grade 5	2
Total Enrollment	18



Last updated: 1/28/2015

Student Enrollment by Student Group (School Year 2013-14)

Group	Percent of Total Enrollment
Black or African American	0.0
American Indian or Alaska Native	0.0
Asian	0.0
Filipino	0.0
Hispanic or Latino	44.4
Native Hawaiian or Pacific Islander	0.0
White	22.2
Two or More Races	16.7
Socioeconomically Disadvantaged	77.8
English Learners	44.4
Students with Disabilities	16.7



Last updated: 1/28/2015

A. Conditions of Learning

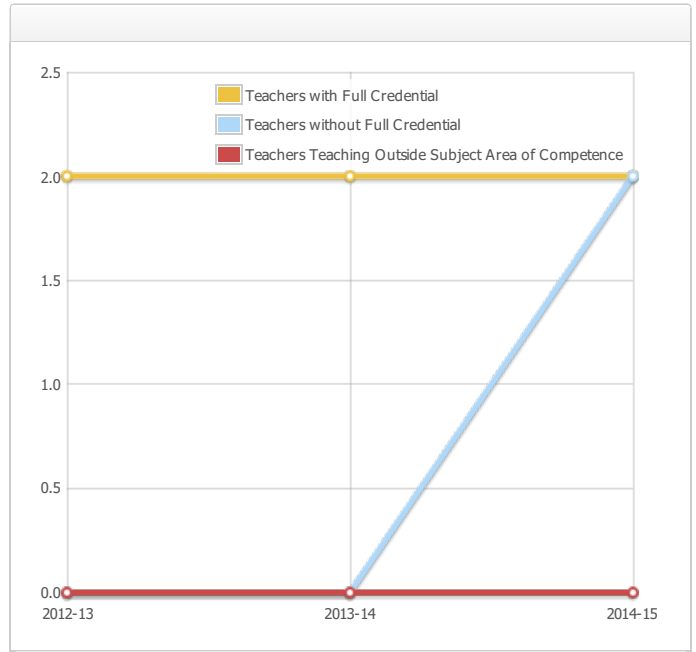
State Priority: Basic

The SARC provides the following information relevant to the Basic State Priority (Priority 1):

- Degree to which teachers are appropriately assigned and fully credentialed in the subject area and for the pupils they are teaching;
- Pupils have access to standards-aligned instructional materials; and
- School facilities are maintained in good repair.

Teacher Credentials

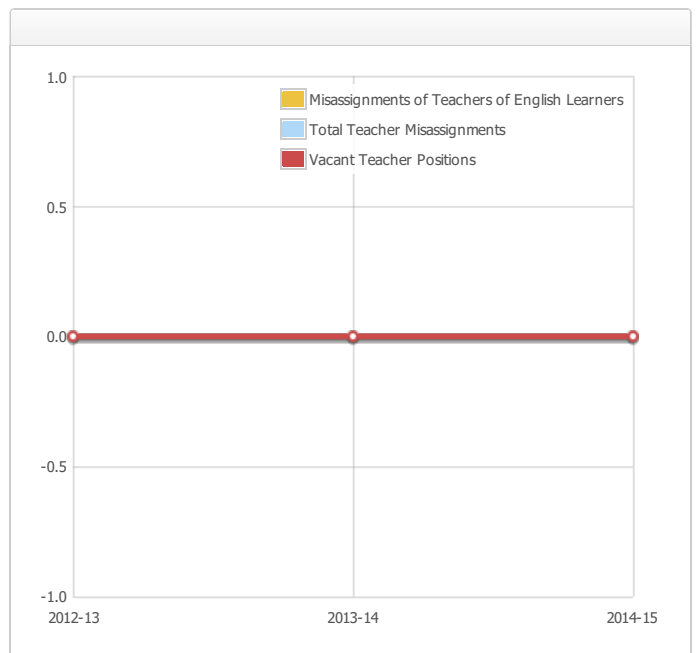
Teachers	School		District	
	2012-13	2013-14	2014-15	2014-15
With Full Credential	2	2	2	2
Without Full Credential	0	0	2	0
Teachers Teaching Outside Subject Area of Competence (with full credential)	0	0	0	0



Last updated: 1/28/2015

Teacher Misassignments and Vacant Teacher Positions

Indicator	2012-13	2013-14	2014-15
Misassignments of Teachers of English Learners	0	0	0
Total Teacher Misassignments*	0	0	0
Vacant Teacher Positions	0	0	0



Note: "Misassignments" refers to the number of positions filled by teachers who lack legal authorization to teach that grade level, subject area, student group, etc.

* Total Teacher Misassignments includes the number of Misassignments of Teachers of English Learners.

Last updated: 1/28/2015

Core Academic Classes Taught by Highly Qualified Teachers (School Year 2013-14)

Location of Classes	Percent of Classes In Core Academic Subjects Taught by Highly Qualified Teachers	Percent of Classes In Core Academic Subjects Not Taught by Highly Qualified Teachers
This School	100	0
All Schools in District	100	0
High-Poverty Schools in District	100	0
Low-Poverty Schools in District	0	0

Note: High-poverty schools are defined as those schools with student eligibility of approximately 40 percent or more in the free and reduced price meals program. Low-poverty schools are those with student eligibility of approximately 39 percent or less in the free and reduced price meals program.

Last updated: 1/28/2015

Quality, Currency, Availability of Textbooks and Instructional Materials - Most Recent Year

Year and month in which data were collected: December 2014

Subject	Textbooks and Instructional Materials/year of Adoption	From Most Recent Adoption?	Percent Students Lacking Own Assigned Copy
Reading/Language Arts	<ul style="list-style-type: none"> Houghton Mifflin, California Reading Series Writers Workshop/Express, and Spelling Evan Moore Daily Language Review Hampton Brown, ELD 	Yes	0.0
Mathematics	<ul style="list-style-type: none"> MacMillian McGraw Hill Marcy Cook Hands on manipulative activities <p>Laguna School is in the process of determining what texts they will pilot as they move toward adoption of Mathematics curriculum aligned with Common Core State Standards.</p>	Yes	0.0
Science	<ul style="list-style-type: none"> Harcourt California Science 	Yes	0.0
History-Social Science	<ul style="list-style-type: none"> Houghton Mifflin 	Yes	0.0
Foreign Language			0.0
Health	<ul style="list-style-type: none"> Healthy Choices/Healthy Me 	Yes	0.0
Visual and Performing Arts	<ul style="list-style-type: none"> Music and Performing Arts with Young Imaginations. 		0.0
Science Laboratory Equipment (grades 9-12)			0.0

Last updated: 1/28/2015

School Facility Conditions and Planned Improvements - Most Recent Year

Laguna School was built in 1906 as a one-room schoolhouse. In the 1980's additional space was added, creating a spacious building which houses two multi-age classrooms. Each classroom has a grade appropriate library collection. A computer center with 12 computers and two printers is located in the upper grade classroom. The playground has a blacktop area for games, a sand area with playground equipment, bars, swings, a climbing structure and slide, and a small field for sports and activities. Three storage structures are located adjacent the play area. Laguna school has a completely fenced yard with gate access. Students are under constant supervision by a staff member at all times, in the classroom and on the school grounds.

Regular custodial and landscaping services are employed. The schoolhouse is inspected annually to ensure safety by the Keenan & Associates Insurance Co. Many improvements to the school building were made in 2006. As mentioned, through the development of the Laguna LCAP, a goal was identified that more closely identified creating a calendar for maintenance for facilities as well as the resurfacing of the blacktop for the play area.

Last updated: 1/28/2015

School Facility Good Repair Status - Most Recent Year

System Inspected	Rating	Repair Needed and Action Taken or Planned
Systems: Gas Leaks, Mechanical/HVAC, Sewer	Good	
Interior: Interior Surfaces	Good	
Cleanliness: Overall Cleanliness, Pest/Vermin Infestation	Good	
Electrical: Electrical	Good	
Restrooms/Fountains: Restrooms, Sinks/Fountains	Good	
Safety: Fire Safety, Hazardous Materials	Good	
Structural: Structural Damage, Roofs	Good	
External: Playground/School Grounds, Windows/Doors/Gates/Fences	Good	

Overall Facility Rate - Most Recent Year

Overall Rating	Exemplary
----------------	-----------

Last updated: 1/28/2015

B. Pupil Outcomes

State Priority: Pupil Achievement

The SARC provides the following information relevant to the Pupil Achievement State Priority (Priority 4):

- Statewide assessments (i.e., California Assessment of Student Performance and Progress and its successor the Standardized Testing and Reporting Program);
- The Academic Performance Index; and
- The percentage of pupils who have successfully completed courses that satisfy the requirements for entrance to the University of California and the California State University, or career technical education sequences or programs of study.

California Assessment of Student Performance and Progress/ Standardized Testing and Reporting Results for All Students in Science – Three-Year Comparison

Subject	Percent of Students Scoring at Proficient or Advanced (meeting or exceeding the state standards)								
	School			District			State		
	2011-12	2012-13	2013-14	2011-12	2012-13	2013-14	2011-12	2012-13	2013-14
Science (grades 5, 8, and 10)	100		50	100		50	60	59	60

Note: Science assessments include California Standards Tests (CSTs), California Modified Assessment (CMA), and California Alternate Performance Assessment (CAPA).

Note: Scores are not shown when the number of students tested is ten or less, either because the number of students in this category is too small for statistical accuracy or to protect student privacy.

Last updated: 1/28/2015

California Assessment of Student Performance and Progress Results by Student Group in Science (School Year 2013-14)

Group	Percent of Students Scoring at Proficient or Advanced
All Students in the LEA	
All Students at the School	
Male	
Female	
Black or African American	
American Indian or Alaska Native	
Asian	
Filipino	
Hispanic or Latino	
Native Hawaiian or Pacific Islander	
White	
Two or More Races	
Socioeconomically Disadvantaged	
English Learners	
Students with Disabilities	
Students Receiving Migrant Education Services	

Note: Science assessments include CSTs, CMA, and CAPA in grades 5, 8, and 10.

Note: Scores are not shown when the number of students tested is ten or less, either because the number of students in this category is too small for statistical accuracy or to protect student privacy.

Last updated: 1/28/2015

Standardized Testing and Reporting Results for All Students - Three-Year Comparison

Subject	Percent of Students Scoring at Proficient or Advanced (meeting or exceeding the state standards)								
	School			District			State		
	2010-11	2011-12	2012-13	2010-11	2011-12	2012-13	2010-11	2011-12	2012-13
English-Language Arts	75%	58%	N/A	75%	58%	67%	54%	56%	55%
Mathematics	92%	75%	N/A	92%	75%	78%	49%	50%	50%
History-Social Science	N/A	N/A	N/A	N/A	N/A	N/A	48%	49%	49%

Note: STAR Program was last administered in 2012–13. Percentages are not calculated when the number of students tested is ten or less, either because the number of students in this category is too small for statistical accuracy or to protect student privacy.

Last updated: 1/28/2015

Academic Performance Index Ranks – Three-Year Comparison

Laguna school has had fewer than 11 valid STAR test scores in various years. No reliable APIs can be calculated with so few scores

API Rank	2011	2012	2013
Statewide		6	
Similar Schools			

Note: For 2014 and subsequent years, the statewide and similar schools ranks will no longer be produced.

Last updated: 1/28/2015

Academic Performance Index Growth by Student Group – Three-Year Comparison

Laguna school does not consistently derive API scores due to the smaller overall enrollment numbers. More than 11 scores each year need to be obtained in order to accurately apply API standards.

Group	Actual API Change 2011	Actual API Change 2012	Actual API Change 2013
All Students at the School		B	
Black or African American			
American Indian or Alaska Native			
Asian			
Filipino			
Hispanic or Latino			
Native Hawaiian or Pacific Islander			
White			
Two or More Races			
Socioeconomically Disadvantaged			
English Learners			
Students with Disabilities			

Note: "N/D" means that no data were available to the CDE or LEA to report. "B" means the school did not have a valid API Base and there is no Growth or target

information. "C" means the school had significant demographic changes and there is no Growth or target information.

Last updated: 1/28/2015

State Priority: Other Pupil Outcomes

The SARC provides the following information relevant to the Other Pupil Outcomes State Priority (Priority 8):

- Pupil outcomes in the subject areas of English, mathematics, and physical education.

California Physical Fitness Test Results (School Year 2013-14)

Laguna School has not consistently had a large enough student population in grade 5 to provide relevant data without compromise to student confidentiality.

Grade level	Percent of Students Meeting Fitness Standards		
	Four of Six Standards	Five of Six Standards	Six of Six Standards
5	N/A	N/A	N/A
7	N/A	N/A	N/A
9	N/A	N/A	N/A

Note: Percentages are not calculated when the number of students tested is ten or less, either because the number of students in this category is too small for statistical accuracy or to protect student privacy.

Last updated: 1/28/2015

C. Engagement

State Priority: Parental Involvement

The SARC provides the following information relevant to the Parental Involvement State Priority (Priority 3):

- Efforts the school district makes to seek parent input in making decisions for the school district and each schoolsite.

Opportunities for Parental Involvement - Most Recent Year

Laguna School stresses the philosophy of "Parents as Partners." We encourage and provide many opportunities for parents to become involved in their child's school. The Laguna Parent Club meets monthly with the Principal to discuss and plan school activities, events and curriculum. Parents are welcome to volunteer in the classroom assisting with art, physical Education, computers and school-wide projects. Parents may also chaperon on field trips.

Laguna School has identified a goal in their 2014-2015 LCAP specific to maintaining and increasing parent participation in school programs. This goal includes enhancing regular home-to-school communication, supporting an ESL class facilitated by West Marin Literacy Group and utilizing the Parent Club to actively assist in enlisting more parents/families to contribute to the school community.

Parents are encourage to contact Pam Brambila with any questions about how they may participate in their child's education and school activities.

State Priority: Pupil Engagement

Last updated: 1/28/2015

The SARC provides the following information relevant to the Pupil Engagement State Priority (Priority 5):

- High school dropout rates; and
- High school graduation rates.

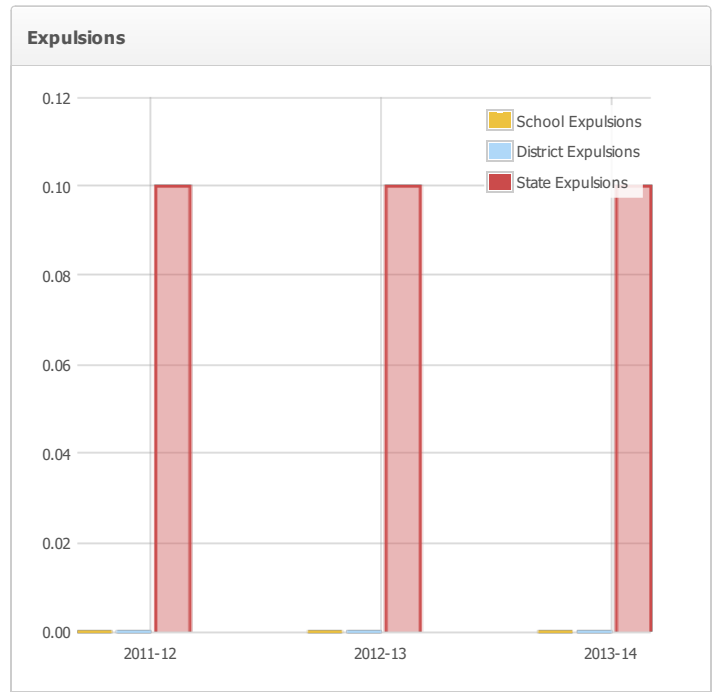
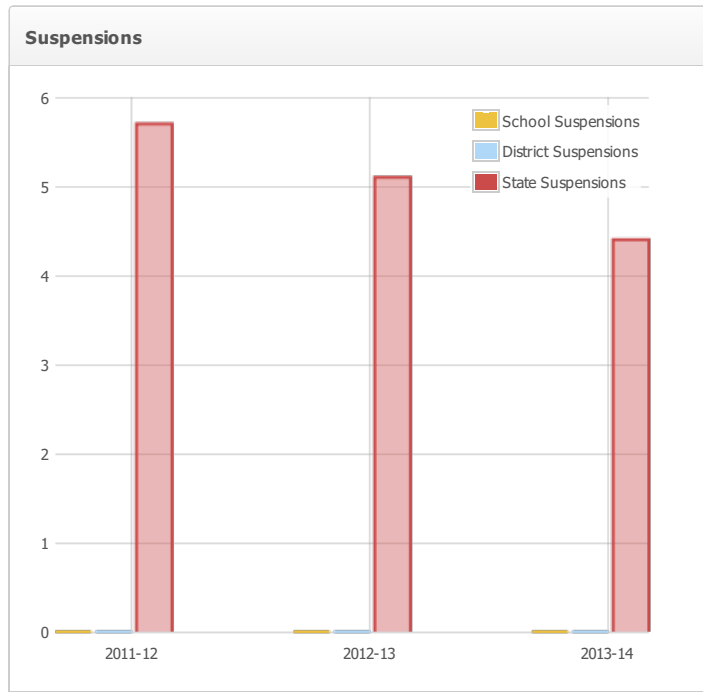
State Priority: School Climate

The SARC provides the following information relevant to the School Climate State Priority (Priority 6):

- Pupil suspension rates;
- Pupil expulsion rates; and
- Other local measures on the sense of safety.

Suspensions and Expulsions

Rate	School			District			State		
	2011-12	2012-13	2013-14	2011-12	2012-13	2013-14	2011-12	2012-13	2013-14
Suspensions	0.00	0.00	0.00	0.00	0.00	0.00	5.70	5.10	4.40
Expulsions	0.00	0.00	0.00	0.00	0.00	0.00	0.10	0.10	0.10



Last updated: 1/28/2015

School Safety Plan - Most Recent Year

Laguna School employs a Comprehensive School Safety Plan which includes: Disaster procedures, child abuse reporting procedures, rules on student discipline, a sexual harassment policy, procedures for safe ingress and egress of pupils, policies regarding actions leading to suspension and expulsion and notification to teachers of dangerous pupils. Laguna School provides a safe environment for its students and staff. Monthly disaster drills are practiced. Disaster supplies are kept on the school grounds, which includes student "comfort bags" from home, blankets, water, flashlights, food and first aid supplies. Marin County Office of Education maintains an emergency radio system at the school site and the Marin County Fire Department closely monitors their local rural schools in emergency situations.

Last updated: 1/28/2015

D. Other SARC Information

The information in this section is required to be in the SARC but is not included in the state priorities for LCFF.

Adequate Yearly Progress Overall and by Criteria (School Year 2013-14)

Small schools and LEAs with fewer than 100 valid scores have adjusted Annual Measurable Objectives (AMOs) to account for the small number of test scores. These schools and LEAs met the adjusted percent proficient criteria using a confidence interval methodology. Small schools and LEAs with fewer than 50 valid API scores are exempt from the API requirement for AYP.

AYP Criteria	School	District
Made AYP Overall	Yes	Yes
Met Participation Rate - English-Language Arts	Yes	Yes
Met Participation Rate - Mathematics	Yes	Yes
Met Percent Proficient - English-Language Arts	Yes	Yes
Met Percent Proficient - Mathematics	Yes	Yes
Met Graduation Rate	N/A	N/A

Last updated: 1/28/2015

Federal Intervention Program (School Year 2014-15)

Indicator	School	District
Program Improvement Status	Not in PI	Not in PI
First Year of Program Improvement		
Year in Program Improvement *		
Number of Schools Currently in Program Improvement	N/A	
Percent of Schools Currently in Program Improvement	N/A	%

Note: Cells with NA values do not require data.

* DW (determination waiver) indicates that the PI status of the school was carried over from the prior year in accordance with the flexibility granted through the federal waiver process.

Last updated: 1/28/2015

Average Class Size and Class Size Distribution (Elementary)

Laguna school is a one room school house that is divided into k-2 and 3-5 sections. Two teachers support the students learning. Average class size distribution is unique due to the number of students and spread across grades.

Grade Level	2011-12			2012-13			2013-14					
	Average Class Size	Number of Classes *			Average Class Size	Number of Classes *			Average Class Size	Number of Classes *		
		1-20	21-32	33+		1-20	21-32	33+		1-20	21-32	33+
K				3.0	1			4.0	1			
1				2.0	1			3.0	1			
2		2	0	0	4.0	1		1.0	1			
3				2.0	1			3.0	1			
4				2.0	1			5.0	1			
5				1.0	1			2.0	1			
6				1.0	1							
Other												

* Number of classes indicates how many classes fall into each size category (a range of total students per class).

Last updated: 1/28/2015

Academic Counselors and Other Support Staff (School Year 2013-14)

Laguna School participates in a consortium for services provided by the Marin County Office of Education. School psychologist, speech and language therapy and resource specialist services are provided on a contract basis.

Title	Number of FTE* Assigned to School	Average Number of Students per Academic Counselor
Academic Counselor		
Counselor (Social/Behavioral or Career Development)		N/A
Library Media Teacher (librarian)		N/A
Library Media Services Staff (paraprofessional)		N/A
Psychologist		N/A
Social Worker		N/A
Nurse		N/A
Speech/Language/Hearing Specialist		N/A
Resource Specialist (non-teaching)		N/A
Other		N/A

Note: Cells with N/A values do not require data.

* One Full Time Equivalent (FTE) equals one staff member working full time; one FTE could also represent two staff members who each work 50 percent of full time.

Last updated: 1/28/2015

Expenditures Per Pupil and School Site Teacher Salaries (Fiscal Year 2012-13)

Level	Total Expenditures Per Pupil	Expenditures Per Pupil (Supplemental/Restricted)	Expenditures Per Pupil (Basic/Unrestricted)	Average Teacher Salary
School Site	\$16,777	\$2,241	\$14,536	\$54,283
District	N/A	N/A	\$14,536	\$54,283
Percent Difference – School Site and District	N/A	N/A	5455.00%	57019.00%
State	N/A	N/A	\$4,690	\$57,931
Percent Difference – School Site and State	N/A	N/A	N/A	N/A

Note: Cells with N/A values do not require data.

Last updated: 1/29/2015

Types of Services Funded (Fiscal Year 2013-14)

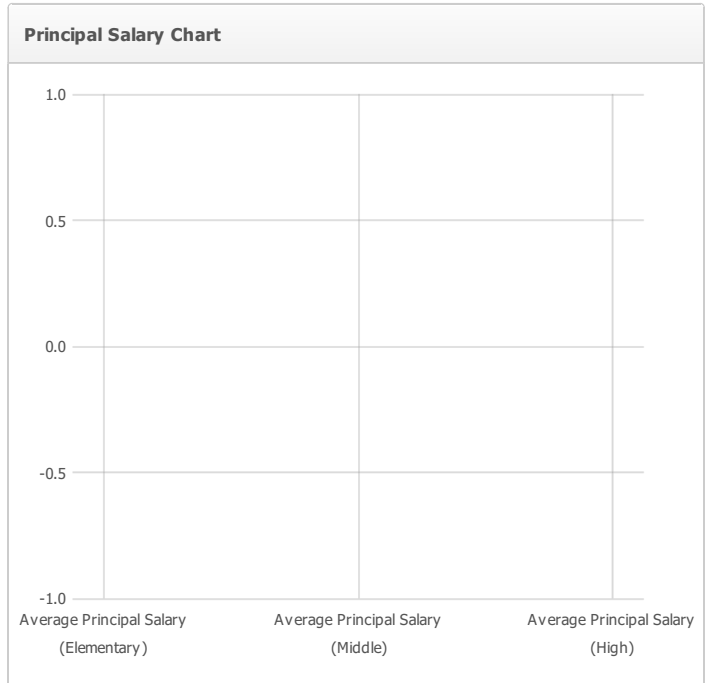
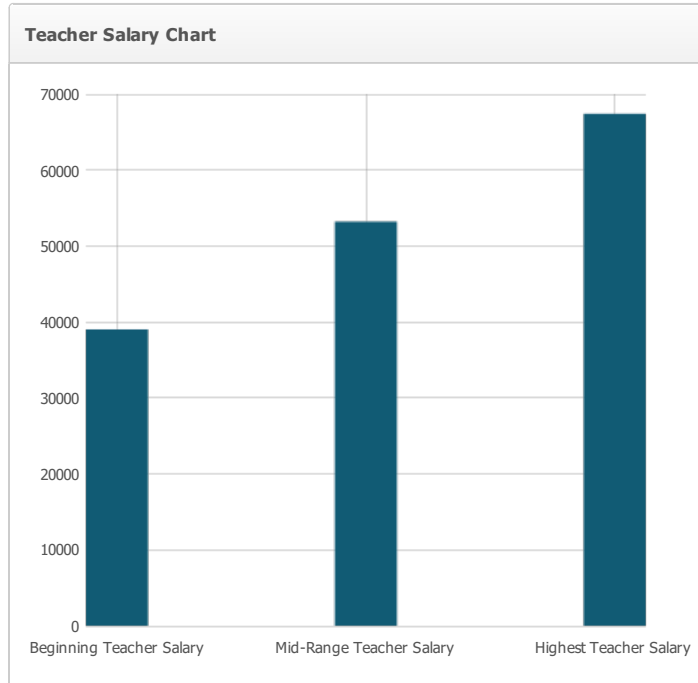
The State of California enacted and began to implement a new funding formula for school district general purpose apportionment in 2013-14. For Laguna Joint School District, the change in funding formula means flat funding for the immediate future based on the equivalent sources of funding received in 2012-13. The District's LCFF entitlement for 2013-14 was \$156,993 and comprised 84% of all revenues. Total revenue was \$187,105: Federal revenues primarily from the Rural Education and Achievement Program totaled \$11,456 or 6% of all revenues. The remaining revenues were comprised of special education funding, lottery funding and local donations. Expenditures of \$264,191 exceeded revenues by \$77,086 thereby reducing ending fund balance reserves.

Last updated: 1/28/2015

Teacher and Administrative Salaries (Fiscal Year 2012-13)

Category	District Amount	State Average For Districts In Same Category
Beginning Teacher Salary	\$39,028	\$38,970
Mid-Range Teacher Salary	\$53,214	\$56,096
Highest Teacher Salary	\$67,408	\$71,434
Average Principal Salary (Elementary)	N/A	\$91,570
Average Principal Salary (Middle)	N/A	\$97,460
Average Principal Salary (High)	N/A	\$99,544
Superintendent Salary	N/A	\$107,071
Percent of Budget for Teacher Salaries	41.0%	36.0%
Percent of Budget for Administrative Salaries	4.0%	7.0%

For detailed information on salaries, see the CDE Certificated Salaries & Benefits Web page at <http://www.cde.ca.gov/ds/fd/cs/> .



Last updated: 1/28/2015

Professional Development – Most Recent Three Years

The teaching staff at Laguna have participated in a wide range of professional development opportunities. The focus of our professional development has been on the implementation the Common Core State Standards.

Last updated: 1/28/2015