

# Laguna Elementary

## California Department of Education School Accountability Report Card Reported Using Data from the 2015-16 School Year

By February 1 of each year, every school in California is required by state law to publish a School Accountability Report Card (SARC). The SARC contains information about the condition and performance of each California public school. Under the Local Control Funding Formula (LCFF) all local educational agencies (LEAs) are required to prepare a Local Control and Accountability Plan (LCAP), which describes how they intend to meet annual school-specific goals for all pupils, with specific activities to address state and local priorities. Additionally, data reported in an LCAP is to be consistent with data reported in the SARC.

- For more information about SARC requirements, see the California Department of Education (CDE) SARC Web page at <http://www.cde.ca.gov/ta/ac/sa/>.
- For more information about the LCFF or LCAP, see the CDE LCFF Web page at <http://www.cde.ca.gov/fq/aa/lc/>.
- For additional information about the school, parents/guardians and community members should contact the school principal or the district office.

### DataQuest

DataQuest is an online data tool located on the [CDE DataQuest Web page](#) that contains additional information about this school and comparisons of the school to the district and the county. Specifically, DataQuest is a dynamic system that provides reports for accountability (e.g., test data, enrollment, high school graduates, dropouts, course enrollments, staffing, and data regarding English learners).

### Internet Access

Internet access is available at public libraries and other locations that are publicly accessible (e.g., the California State Library). Access to the Internet at libraries and public locations is generally provided on a first-come, first-served basis. Other use restrictions may include the hours of operation, the length of time that a workstation may be used (depending on availability), the types of software programs available on a workstation, and the ability to print documents.



### Cynthia Demchuk, Principal

Principal, Laguna Elementary

#### About Our School

Laguna School is located in the beautiful ranch lands of western Petaluma. Built in 1906, Laguna School maintains the historic flavor of a one-room schoolhouse yet today offers a unique school experience in two refurbished multi-aged classrooms which serve students kindergarten through sixth grade.

The Laguna Joint School District is dedicated to providing a comprehensive education, encouraging all students to develop to their fullest potential so they may lead meaningful lives and become productive citizens of a diverse society.

#### Contact

Laguna Elementary  
2657 Chileno Valley Rd.  
Petaluma, CA 94952-9428

Phone: 707-762-6051  
E-mail: [cdemchuk@marinschools.org](mailto:cdemchuk@marinschools.org)

## About This School

### Contact Information (School Year 2016-17)

District Contact Information (School Year 2016-17)	
<b>District Name</b>	Laguna Joint Elementary
<b>Phone Number</b>	(707) 762-6051
<b>Superintendent</b>	Luke McCann
<b>E-mail Address</b>	<a href="mailto:lmccann@marinschools.org">lmccann@marinschools.org</a>
<b>Web Site</b>	<a href="http://www.lagunaschool.org">www.lagunaschool.org</a>

School Contact Information (School Year 2016-17)	
<b>School Name</b>	Laguna Elementary
<b>Street</b>	2657 Chileno Valley Rd.
<b>City, State, Zip</b>	Petaluma, Ca, 94952-9428
<b>Phone Number</b>	707-762-6051
<b>Principal</b>	Cynthia Demchuk, Principal
<b>E-mail Address</b>	<a href="mailto:cdemchuk@marinschools.org">cdemchuk@marinschools.org</a>
<b>Web Site</b>	<a href="http://www.lagunaschool.org">www.lagunaschool.org</a>
<b>County-District-School (CDS) Code</b>	21653426024327

*Last updated: 2/5/2017*

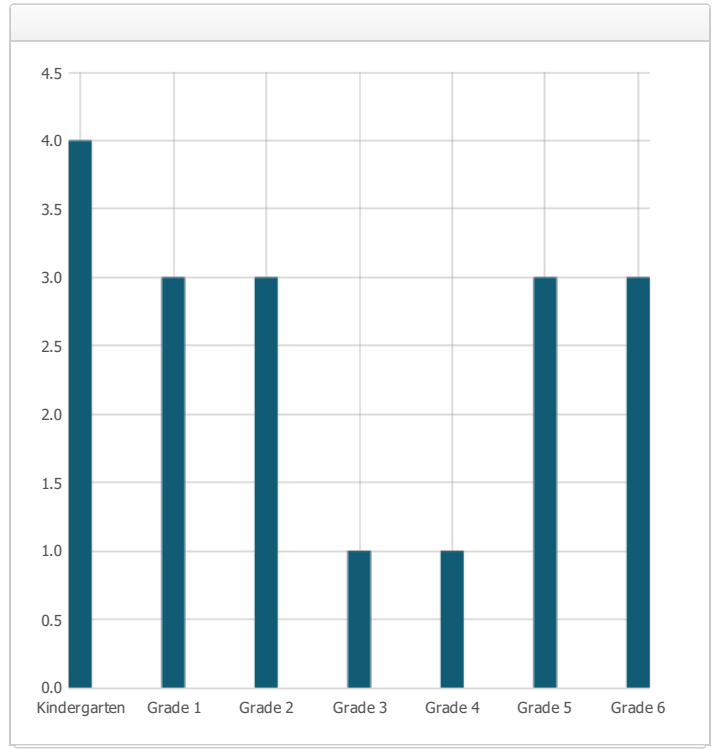
### School Description and Mission Statement (School Year 2016-17)

While Laguna School appears to be a school right out of the history books, what is happening inside our doors is quite exciting. We provide our students with a well-balanced program, rich in technology, academic rigor, hands on science labs, art and music. Students in grades 3-6 have their own iPads, as well as a computer lab equipped with 3 iMacs and 6 Dell computers. The younger students have access to an iMac and three PC computers. Technology is integrated throughout the curriculum. We continue to balance high quality education with nurturing the whole child. It is truly a unique educational experience.

*Last updated: 2/5/2017*

**Student Enrollment by Grade Level (School Year 2015-16)**

Grade Level	Number of Students
Kindergarten	4
Grade 1	3
Grade 2	3
Grade 3	1
Grade 4	1
Grade 5	3
Grade 6	3
<b>Total Enrollment</b>	<b>18</b>



*Last updated: 2/5/2017*

**Student Enrollment by Student Group (School Year 2015-16)**

Student Group	Percent of Total Enrollment
Black or African American	0.0 %
American Indian or Alaska Native	0.0 %
Asian	0.0 %
Filipino	0.0 %
Hispanic or Latino	38.9 %
Native Hawaiian or Pacific Islander	0.0 %
White	0.0 %
Two or More Races	11.1 %
Other	50.0 %
Student Group (Other)	Percent of Total Enrollment
Socioeconomically Disadvantaged	77.8 %
English Learners	77.8 %
Students with Disabilities	16.7 %
Foster Youth	0.0 %

*Last updated: 2/5/2017*

## A. Conditions of Learning

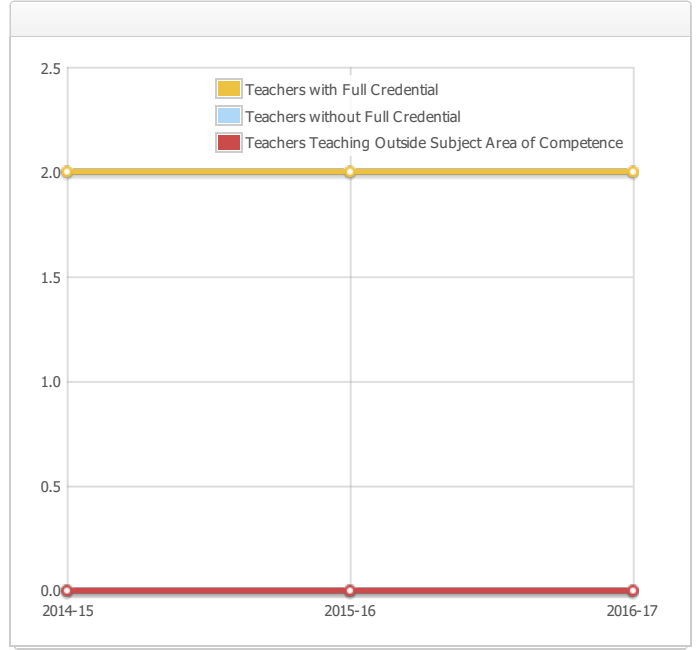
### State Priority: Basic

The SARC provides the following information relevant to the State priority: Basic (Priority 1):

- Degree to which teachers are appropriately assigned and fully credentialed in the subject area and for the pupils they are teaching;
- Pupils have access to standards-aligned instructional materials; and
- School facilities are maintained in good repair

#### Teacher Credentials

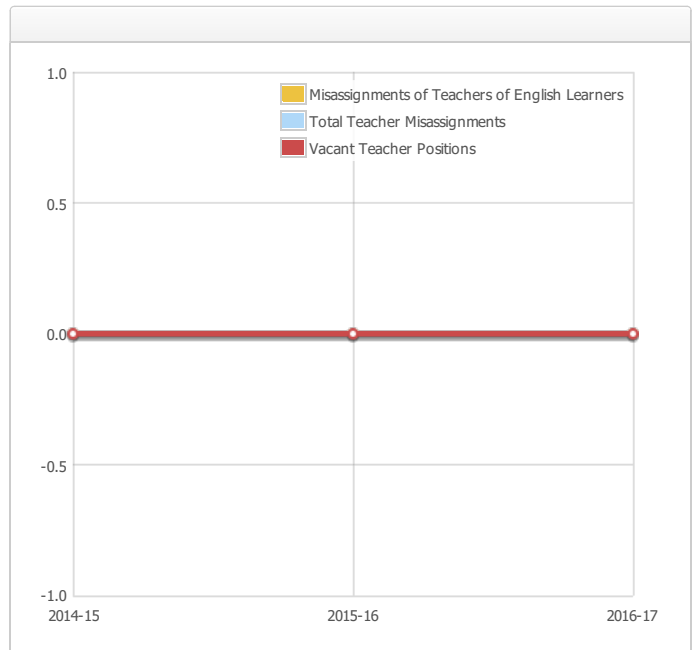
Teachers	School			District
	2014-15	2015-16	2016-17	2016-17
With Full Credential	2	2	2	2
Without Full Credential	0	0	0	0
Teachers Teaching Outside Subject Area of Competence (with full credential)	0	0	0	0



Last updated: 2/5/2017

#### Teacher Misassignments and Vacant Teacher Positions

Indicator	2014-15	2015-16	2016-17
Misassignments of Teachers of English Learners	0	0	0
Total Teacher Misassignments*	0	0	0
Vacant Teacher Positions	0	0	0



Note: "Misassignments" refers to the number of positions filled by teachers who lack legal authorization to teach that grade level, subject area, student group, etc.

\* Total Teacher Misassignments includes the number of Misassignments of Teachers of English Learners.

Last updated: 2/5/2017

**Core Academic Classes Taught by Highly Qualified Teachers (School Year 2015-16)**

Location of Classes	Percent of Classes In Core Academic Subjects Taught by Highly Qualified Teachers	Percent of Classes In Core Academic Subjects Not Taught by Highly Qualified Teachers
This School	100.0%	0.0%
All Schools in District	100.0%	0.0%
High-Poverty Schools in District	100.0%	0.0%
Low-Poverty Schools in District		

Note: High-poverty schools are defined as those schools with student eligibility of approximately 40 percent or more in the free and reduced price meals program. Low-poverty schools are those with student eligibility of approximately 39 percent or less in the free and reduced price meals program.

*Last updated: 2/5/2017*

**Quality, Currency, Availability of Textbooks and Instructional Materials (School Year 2016-17)**

Year and month in which the data were collected: December 2016

Subject	Textbooks and Instructional Materials/year of Adoption	From Most Recent Adoption?	Percent Students Lacking Own Assigned Copy
Reading/Language Arts	<ul style="list-style-type: none"> <li>Houghton Mifflin, California Reading Series, 2015</li> <li>HMH Spelling &amp; Vocabulary, 2016</li> <li>Evan Moor Daily Language Review</li> <li>Common Core Coach - Triumph Learning, 2016</li> </ul>	Yes	0.0 %
Mathematics	<ul style="list-style-type: none"> <li>Math Expressions - Houghton Mifflin Harcourt, 2015</li> <li>My Math - McGraw Hill</li> <li>Common Core Coach - Triumph Learning, 2016</li> </ul>	Yes	0.0 %
Science	<ul style="list-style-type: none"> <li>California Science Harcourt School Publishers</li> </ul>	Yes	0.0 %
History-Social Science	<ul style="list-style-type: none"> <li>Houghton Mifflin</li> <li>Local History - Teacher made materials</li> </ul>	Yes	0.0 %
Foreign Language			0.0 %
Health	<ul style="list-style-type: none"> <li>Harcourt Health and Fitness</li> <li>Teacher made materials</li> </ul>		0.0 %
Visual and Performing Arts			0.0 %
Science Lab Eqpmt (Grades 9-12)	N/A	N/A	0.0 %

Note: Cells with N/A values do not require data.

*Last updated: 2/5/2017*

## School Facility Conditions and Planned Improvements

Laguna School was built in 1906 as a one-room schoolhouse. In the 1980's additional space was added, creating a spacious building which houses two multi-age classrooms. Each classroom has a grade appropriate library collection. A computer center with 12 computers and two printers is located in the upper grade classroom. The playground has a blacktop area for games, a sand area with playground equipment, bars, swings, a climbing structure and slide, and a small field for sports and activities. Three storage structures are located adjacent the play area. Laguna school has a completely fenced yard with gate access. Students are under constant supervision by a staff member at all times, in the classroom and on the school grounds.

Regular custodial and landscaping services are employed. The schoolhouse is inspected annually to ensure safety by the Keenan & Associates Insurance Co. As mentioned, through the development of the Laguna LCAP, goals have been consistently identified to address facilities and maintenance concerns or needs that would impact student/staff safety.

*Last updated: 2/5/2017*

## School Facility Good Repair Status

Year and month of the most recent FIT report: October 2016

System Inspected	Rating	Repair Needed and Action Taken or Planned
Systems: Gas Leaks, Mechanical/HVAC, Sewer	Good	
Interior: Interior Surfaces	Good	
Cleanliness: Overall Cleanliness, Pest/Vermin Infestation	Good	
Electrical: Electrical	Good	
Restrooms/Fountains: Restrooms, Sinks/Fountains	Good	
Safety: Fire Safety, Hazardous Materials	Good	
Structural: Structural Damage, Roofs	Good	
External: Playground/School Grounds, Windows/Doors/Gates/Fences	Good	

## Overall Facility Rate

Year and month of the most recent FIT report: October 2016

Overall Rating	Exemplary
----------------	-----------

*Last updated: 2/5/2017*

## B. Pupil Outcomes

### State Priority: Pupil Achievement

The SARC provides the following information relevant to the State priority: Pupil Achievement (Priority 4):

- **Statewide assessments** (i.e., California Assessment of Student Performance and Progress [CAASPP] System, which includes the Smarter Balanced Summative Assessments for students in the general education population and the California Alternate Assessments [CAAs] for English language arts/literacy [ELA] and mathematics given in grades three through eight and grade eleven. Only eligible students may participate in the administration of the CAAs. CAAs items are aligned with alternate achievement standards, which are linked with the Common Core State Standards [CCSS] for students with the most significant cognitive disabilities); and
- The percentage of students who have successfully completed courses that satisfy the requirements for entrance to the University of California and the California State University, or career technical education sequences or programs of study.

#### CAASPP Test Results in ELA and Mathematics for All Students

##### Grades Three through Eight and Grade Eleven (School Year 2015-16)

Results of CAASPP testing will not yield performance data for the purposes of the report due to the lower number of students participating at each grade level.

Subject	Percentage of Students Meeting or Exceeding the State Standards					
	School		District		State	
	2014-15	2015-16	2014-15	2015-16	2014-15	2015-16
English Language Arts / Literacy (grades 3-8 and 11)					48.0%	
Mathematics (grades 3-8 and 11)					36.0%	

Note: Percentages are not calculated when the number of students tested is ten or less, either because the number of students in this category is too small for statistical accuracy or to protect student privacy.

*Last updated: 1/31/2017*

**CAASPP Test Results in Science for All Students****Grades Five, Eight and Ten**

Subject	Percentage of Students Scoring at Proficient or Advanced					
	School		District		State	
	2013-14	2014-15	2013-14	2014-15	2013-14	2014-15
Science (grades 5, 8, and 10)					60%	56%

Note: Science test results include California Standards Tests (CSTs), California Modified Assessment (CMA), and California Alternate Performance Assessment (CAPA) in grades five, eight, and ten.

Note: Scores are not shown when the number of students tested is ten or less, either because the number of students in this category is too small for statistical accuracy or to protect student privacy.

Note: The 2016-17 data are not available. The California Department of Education is developing a new science assessment based on the Next Generation Science Standards for California Public Schools (CA NGSS). The new California Science Test (CAST) was piloted in spring 2017. The CST and CMA for Science will no longer be administered.

*Last updated: 12/22/2016*



# State Priority: Other Pupil Outcomes

The SARC provides the following information relevant to the State priority: Other Pupil Outcomes (Priority 8):

- Pupil outcomes in the subject area of physical education

## California Physical Fitness Test Results (School Year 2015-16)

Laguna School has not consistently had a large enough student population in grade 5 to provide relevant data without compromise to student confidentiality.

Grade Level	Percentage of Students Meeting Fitness Standards		
	Four of Six Fitness Standards	Five of Six Fitness Standards	Six of Six Fitness Standards
5	0.0%	0.0%	0.0%

Note: Percentages are not calculated when the number of students tested is ten or less, either because the number of students in this category is too small for statistical accuracy or to protect student privacy.

*Last updated: 12/22/2016*

## C. Engagement

# State Priority: Parental Involvement

The SARC provides the following information relevant to the State priority: Parental Involvement (Priority 3):

- Efforts the school district makes to seek parent input in making decisions for the school district and each schoolsite

### Opportunities for Parental Involvement (School Year 2016-17)

---

Laguna School stresses the philosophy of "Parents as Partners." We encourage and provide many opportunities for parents to become involved in their child's school. The Laguna Parent Club meets monthly with the Principal to discuss and plan school activities, events and curriculum. Parents are welcome to volunteer in the classroom assisting with art, physical Education, computers and school-wide projects. Parents may also chaperone on field trips.

Laguna School has maintained a parent engagement goal in their 2017-18 LCAP specific to maintaining and increasing parent participation in school programs. This goal includes enhancing regular home-to-school communication, supporting an ESL class facilitated by West Marin Literacy Group and utilizing the Parent Club to actively assist in enlisting more parents/families to contribute to the school community.

Parents are encouraged to contact principal Cynthia Demchuk with any questions about how they may participate in their child's education and school activities.

# State Priority: Pupil Engagement

The SARC provides the following information relevant to the State priority: Pupil Engagement (Priority 5):

- High school dropout rates; and
- High school graduation rates

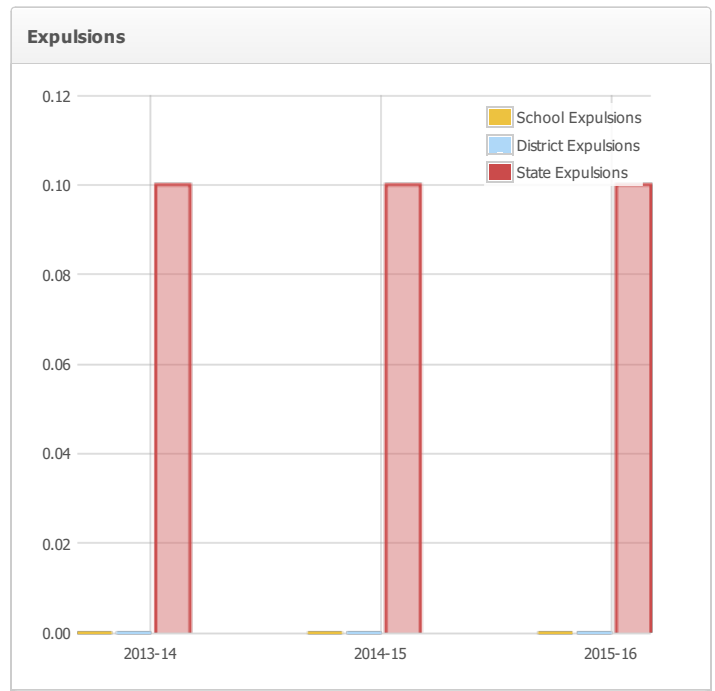
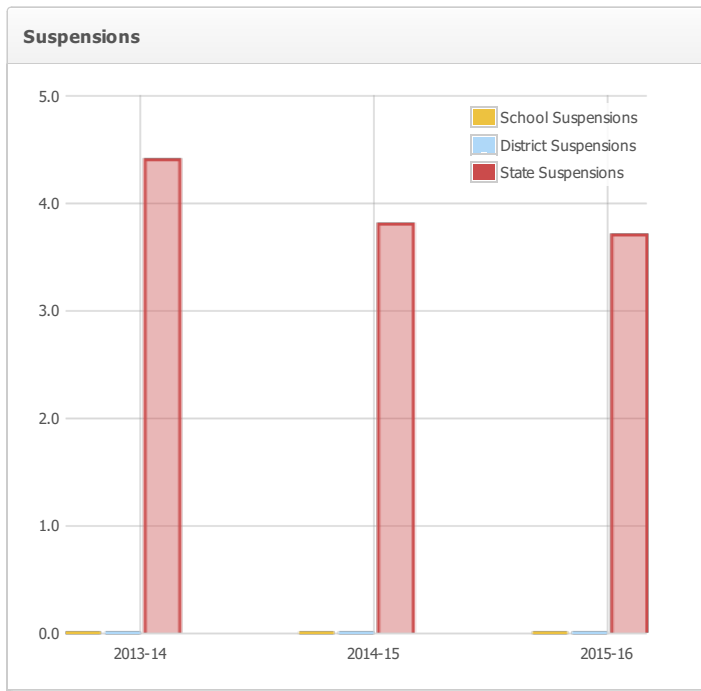
# State Priority: School Climate

The SARC provides the following information relevant to the State priority: School Climate (Priority 6):

- Pupil suspension rates;
- Pupil expulsion rates; and
- Other local measures on the sense of safety

## Suspensions and Expulsions

Rate	School			District			State		
	2013-14	2014-15	2015-16	2013-14	2014-15	2015-16	2013-14	2014-15	2015-16
Suspensions	0.0%	0.0%	0.0%	0.0%	0.0%	0.0%	4.4%	3.8%	3.7%
Expulsions	0.0%	0.0%	0.0%	0.0%	0.0%	0.0%	0.1%	0.1%	0.1%



Last updated: 1/31/2017

## School Safety Plan (School Year 2016-17)

Laguna School employs a Comprehensive School Safety Plan which includes: Disaster procedures, child abuse reporting procedures, rules on student discipline, a sexual harassment policy, procedures for safe ingress and egress of pupils, policies regarding actions leading to suspension and expulsion and notification to teachers of dangerous pupils. Laguna School provides a safe environment for its students and staff. Monthly disaster drills are practiced. Disaster supplies are kept on the school grounds, which includes student "comfort bags" from home, blankets, water, flashlights, food and first aid supplies. Marin County Office of Education maintains an emergency radio system at the school site and the Marin County Fire Department closely monitors their local rural schools in emergency situations.

Last updated: 1/31/2017

## D. Other SARC Information

The information in this section is required to be in the SARC but is not included in the state priorities for LCFF.

### Federal Intervention Program (School Year 2016-17)

Indicator	School	District
Program Improvement Status	Not in PI	Not in PI
First Year of Program Improvement		
Year in Program Improvement		
Number of Schools Currently in Program Improvement	N/A	
Percent of Schools Currently in Program Improvement	N/A	--

Last updated: 2/5/2017

### Average Class Size and Class Size Distribution (Elementary)

Laguna school is a one room school house that is divided into k-2 and 3-6 sections. Two teachers support the students learning. Average class size distribution is unique due to the number of students and spread across grades.

Grade Level	2013-14				2014-15				2015-16			
	Average Class Size	Number of Classes *			Average Class Size	Number of Classes *			Average Class Size	Number of Classes *		
		1-20	21-32	33+		1-20	21-32	33+		1-20	21-32	33+
K	0.0	1	0	0	8.0	1	0	0	0.0			
1	0.0	0	0	0	0.0	0	0	0	0.0			
2	0.0	0	0	0	0.0	0	0	0	0.0	1		
3	0.0	0	0	0	0.0	0	0	0	0.0			
4	0.0	0	0	0	0.0	0	0	0	0.0			
5	0.0	0	0	0	0.0	0	0	0	0.0			
6	0.0	0	0	0	0.0	0	0	0	0.0			
Other	10.0	1	0	0	9.0	1	0	0	9.0	1		

\* Number of classes indicates how many classes fall into each size category (a range of total students per class).

Last updated: 2/5/2017

### Academic Counselors and Other Support Staff (School Year 2015-16)

Laguna School participates in a consortium for services provided by the Marin County Office of Education. School psychologist, speech and language therapy and resource specialist services are provided on a contract basis.

Title	Number of FTE* Assigned to School	Average Number of Students per Academic Counselor
Academic Counselor	0.0	0.0
Counselor (Social/Behavioral or Career Development)	0.0	N/A
Library Media Teacher (Librarian)	0.0	N/A
Library Media Services Staff (Paraprofessional)	0.0	N/A
Psychologist	0.0	N/A
Social Worker	0.0	N/A
Nurse	0.0	N/A
Speech/Language/Hearing Specialist	0.0	N/A
Resource Specialist (non-teaching)	0.0	N/A

Other

Note: Cells with N/A values do not require data.

\*One Full Time Equivalent (FTE) equals one staff member working full time; one FTE could also represent two staff members who each work 50 percent of full time.

*Last updated: 1/31/2017*

**Expenditures Per Pupil and School Site Teacher Salaries (Fiscal Year 2014-15)**

Level	Total Expenditures Per Pupil	Expenditures Per Pupil (Restricted)	Expenditures Per Pupil (Unrestricted)	Average Teacher Salary
School Site	\$17061.0	\$5618.0	\$11443.0	--
District	N/A	N/A	\$11443.0	\$57931.0
Percent Difference – School Site and District	N/A	N/A	--	--
State	N/A	N/A	\$5677.0	\$60985.0
Percent Difference – School Site and State	N/A	N/A	--	--

Note: Cells with N/A values do not require data.

*Last updated: 2/5/2017*

## Types of Services Funded (Fiscal Year 2015-16)

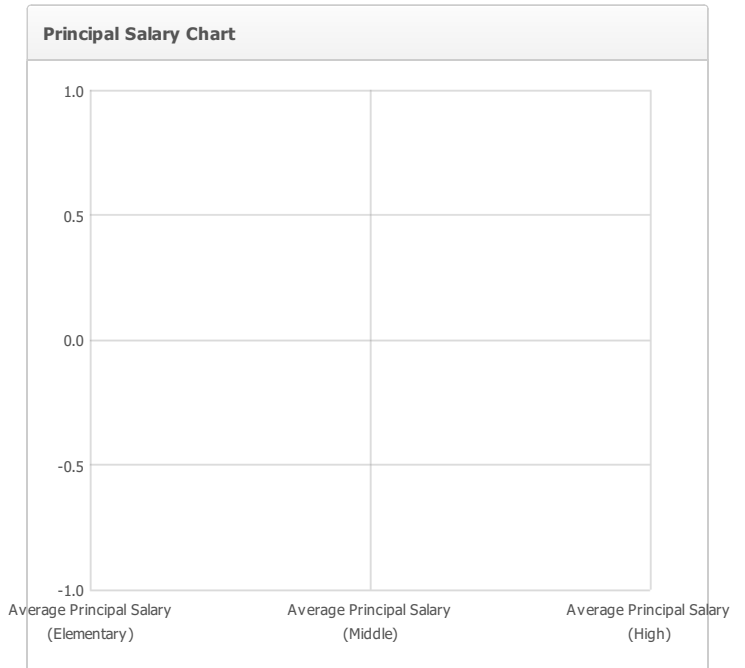
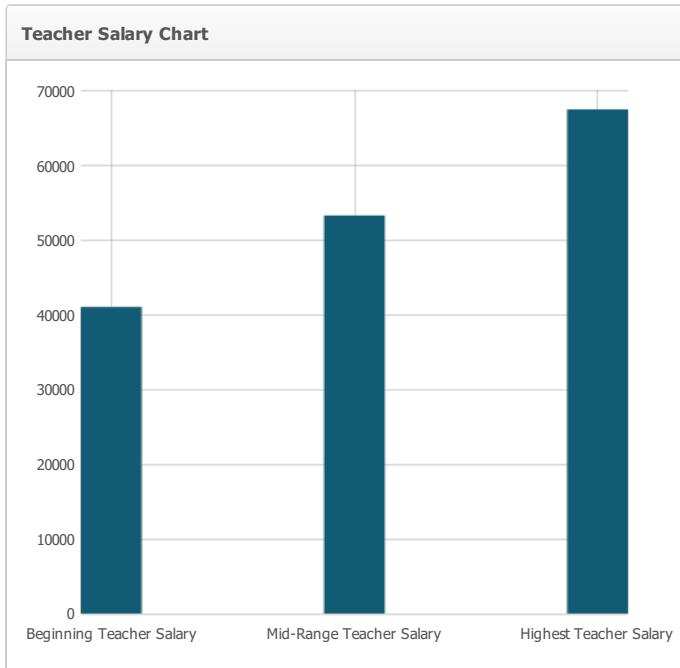
The District's LCFF entitlement was \$189,547 and comprised 65% of all revenues. Total revenue was \$290,705: Federal revenues primarily from the Rural Education and Achievement Program totaled \$21,230 or 7% of all revenues. The remaining revenues were comprised of special education funding, lottery funding and local donations. Expenditures of \$329,876 exceeded revenues by \$39,171 thereby reducing ending fund balance reserves.

Last updated: 2/5/2017

## Teacher and Administrative Salaries (Fiscal Year 2014-15)

Category	District Amount	State Average For Districts In Same Category
Beginning Teacher Salary	\$40,980	\$41,085
Mid-Range Teacher Salary	\$53,214	\$59,415
Highest Teacher Salary	\$67,408	\$75,998
Average Principal Salary (Elementary)	\$	\$100,438
Average Principal Salary (Middle)	\$	\$101,868
Average Principal Salary (High)	\$	\$
Superintendent Salary	\$	\$116,069
Percent of Budget for Teacher Salaries	42.0%	33.0%
Percent of Budget for Administrative Salaries	3.0%	7.0%

For detailed information on salaries, see the CDE Certificated Salaries & Benefits Web page at <http://www.cde.ca.gov/ds/fd/cs/>.



Last updated: 2/5/2017

## Professional Development

The teaching staff at Laguna have participated in a wide range of professional development opportunities. The focus of our professional development has been on the implementation the Common Core State Standards and adoption of new curriculum materials. Additionally, staff has focused on the implementation of intervention strategies for all types of learning styles.

